

MODEL NUMBER:

☐ **1662828 Times Square Thermostatic Super Shower System Kit**

Includes:

- Thermo rough valve with built-in 2 way diverter R522
- Times Square 2-handle thermo trim kit T184740
- 8" (203 mm) square rain showerhead 1660689
- 18" (457 mm) wall-mount right angle shower arm 1660118
- Spectra+ 30" (762 mm) shower rail 1660730
- Round brass elbow 8888068
- 59" (1499 mm) metal shower hose 8888035
- Spectra+ handheld shower 9035154

PRODUCT FEATURES:

Complete shower system kit

FIXED SHOWER

Flow Rate: 2.5gpm/9.5 L/min

HAND SHOWER

Lightweight, Ergonomic Design: For a sure grip even with wet, soapy hands.

Variety of Spray Patterns: Allows the user to select the type of spray best suited to their needs.

Flow Rate: 2.5gpm/9.5 L/min

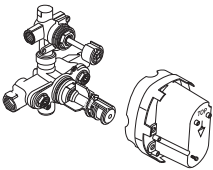



SLIDE BAR

Simple Height Adjustment: Allows positioning of the personal shower anywhere along the bar.



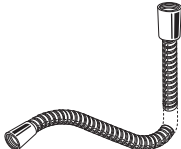
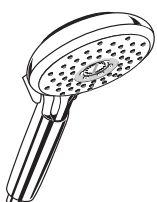
AVAILABLE FINISHES:

Polished Chrome.

GENERAL DESCRIPTION:

Model #	Description	Finish Options
 <p>R522</p>	<p>2-HANDLE THERMOSTATIC ROUGH VALVE WITH BUILT-IN 2-WAY DIVERTER</p> <ul style="list-style-type: none"> • Top handle controls On/Off, Volume and Diverter functions • Diverts to 2 Discrete Functions • 1/2" (13 mm) NPT inlets/outlets • 6.5 gpm/24.6 L/min at 40 psi • All Ceratherm™ valves are thermostatically controlled to maintain a constant shower temperature even in cases of water supply pressure and temperature changes • Adjustable temperature selections • Hot Limit Safety Stop is set to a maximum of 112°F (44°C) with interim stops for local conditions • Meets ASSE Standard 1016-Type T 	
 <p>T184740</p>	<p>TIMES SQUARE 2-HANDLE THERMOSTATIC VALVE TRIM KIT</p> <ul style="list-style-type: none"> • Metal wall escutcheon • Metal handles 	.002 Polished Chrome
 <p>1660689</p>	<p>8" (203 mm) SQUARE RAIN SHOWERHEAD</p> <ul style="list-style-type: none"> • Easy clean showerhead • Modern, thin profile • Plastic construction with chrome face • 2.0 pgm/7.6 L/min maximum flow rate 	.002 Polished Chrome
 <p>1660118</p>	<p>18" (457 mm) WALL-MOUNT RIGHT ANGLE SHOWER ARM</p> <ul style="list-style-type: none"> • Brass construction • 2-1/4" (57 mm) round escutcheon • 1/2" (13 mm) NPT thread 	.002 Polished Chrome

GENERAL DESCRIPTION:

Model #	Description	Finish Options
 <p>1660730</p>	<p>30" (762 mm) SPECTRA+ ROUND SLIDE BAR</p> <ul style="list-style-type: none"> Adjustable gliding bracket for personal showers 	.002 Polished Chrome
 <p>8888068</p>	<p>BRASS ROUND WALL SUPPLY</p> <ul style="list-style-type: none"> 1/2" (13 mm) female thread NPT 1/2" (13 mm) NPSM male hose thread Includes check valve 	.002 Polished Chrome
 <p>8888035</p>	<p>METAL SHOWER HOSE</p> <ul style="list-style-type: none"> 59" (1499 mm) long 	.002 Polished Chrome
 <p>9035154</p>	<p>SPECTRA+ HANDHELD</p> <ul style="list-style-type: none"> 5" (127 mm) easy clean sprayface 4-functions adjust from drench to sensitive to jet to Powerwash Pressure-compensating flow control device Includes check valve 2.5 gpm/9.5 L/min maximum flow rate 	.002 Polished Chrome

CODES AND STANDARDS

Install as required to comply with local code requirements

ASME A112.18.1
IAPMO (cUPC)

Product Number	Description	Finish Options
		Polished Chrome
		002
1662828	Times Square Thermostatic Super Shower System Kit	